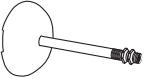

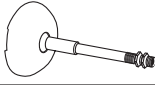

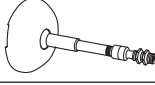

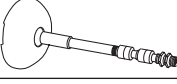
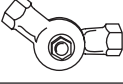

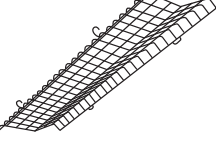





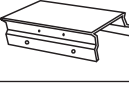








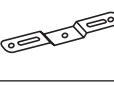
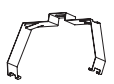

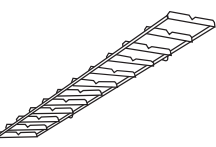


STRIP & INDUSTRIAL FLUOR. ACCESS. & MOUNTING HARDWARE

	5F T5 SPEC. INDUSTRIAL	HDS & TS STRIPS 32W/40W & SLIMLINE	HDS & TS STRIPS HO & VHO	HDI HEAVY DUTY INDUSTRIAL	IK INDUSTRIAL 28W/32W	IK INDUSTRIAL HO	SI INDUSTRIAL 32W/40W & SLIMLINE	SI INDUSTRIAL HO & VHO	1FD, 1F, & 2F 32W/40W & SLIMLINE	1FD, 1F, & 2F HO & VHO	ASSEMBLY LINE SLIMLINE	ASSEMBLY LINE HO	HP HIGH PERFORM. INDUSTRIAL	IA & IS 32W/40W & SLIMLINE	IA & IS HO & VHO	DW & V2 VAPORLUME - WET LOC.	LW VAPORLUME WET LOCATION	CASCADE 32W/40W & SLIMLINE	CASCADE HO	SPLASH ZONE	VT & DT	SECURITY LIGHT
Surface Mount	✓	✓	✓	✓	✓	✓	✓	✓	✓	✓	✓	✓	✓	✓	✓	(1)	✓	✓		(2)	(3)	✓
CS-400**	✓	✓	✓	✓	✓	✓	✓	✓	✓	✓	✓	✓	✓	✓	✓							
CS-500**	✓	✓	✓	✓	✓	✓	✓	✓	✓	✓	✓	✓	✓	✓	✓							
CEN-600**	✓	✓	✓	✓	✓	✓	✓	✓	✓	✓	✓	✓	✓	✓	✓							
CEN-600-C**	✓	✓	✓	✓	✓	✓	✓	✓	✓	✓	✓	✓	✓	✓	✓							
FL-110**		✓	✓				✓	✓	✓	✓			✓									
FL-111**		✓	✓				✓	✓	✓	✓			✓									
FL-113**		✓	✓				✓	✓	✓	✓			✓									
FL-116**		✓	✓				✓	✓	✓	✓			✓									
FL-117**		✓	✓				✓	✓	✓	✓			✓									
FL-118**		✓	✓				✓	✓	✓	✓			✓									
FL-119**		✓	✓				✓	✓	✓	✓			✓									
FL-120**		✓	✓				✓	✓	✓	✓			✓									
FL-122**		✓	✓				✓	✓	✓	✓			✓									
FL-123**	✓	✓	✓	(4)	(4)	(4)	✓	✓	✓	✓			✓							✓		
FKR-126*											✓	✓		✓	✓	(5)					(3)	
CTBH-1*														✓								
CTBH-2*														✓								
CTBH-3*											✓	✓			✓							
TC-1*											✓	✓		✓	✓							
TH-1*														✓								
TH-2*														✓								
TH-4*											✓	✓			✓							
N-3380**	✓	✓	✓	✓	✓	✓	✓	✓	✓	✓	✓	✓	✓	✓	✓							
N-3385**	✓	✓	✓	✓	✓	✓	✓	✓	✓	✓	✓	✓	✓	✓	✓							
3395**	✓	✓	✓	✓	✓	✓	✓	✓	✓	✓	✓	✓	✓	✓	✓							
5988W*†		✓			(4)		✓		✓		✓		✓	✓								
5977W*†		✓			(4)		✓		✓		✓		✓	✓								
TBK**																✓						
EBK																✓						
WBK																✓						
SZB																					✓	
E4-HKK*	✓			✓	✓	✓																
E4-HKS*	✓			✓	✓	✓																
E4-CHK				✓	✓	✓																

*See previous page for illustrations.
 † Use for luminaires 4' or less.
 (1) With TBK, WBK, or EBK kit only.
 (2) With SZB kit only.
 **See facing page for illustrations.
 (3) With Angle Mount option only.
 (4) With E4-CHK kit only.
 (5) With TBK or WBK kit only.

STRIP & INDUSTRIAL FLUOR. ACCESS. & MOUNTING HARDWARE

	CS-400	Rigid Canopy order stems separately (one)		N3385	Universal Joint, (45°) aligner, 1/2" I.P.S. fits 4" square box
	CS-500	42° Top Swivel Canopy order stems separately (one)		N3380	Universal Joint, (45°) aligner, 1/2" I.P.S. fits 3-1/4" & 4" octag. box
	CEN-600	42° Top Swivel Canopy and Bottom Leveler (555146), order stems separately (one)		N3381	Universal Joint, (45°) aligner, 3/4" I.P.S. fits 3-1/4" & 4" octag. box
	CEN-600-C	42° Top Swivel Canopy bottom swivel to meet California standards. Includes two 555146 levelers, order stems separately (one)		3395	Vaportight Adjustable Hanger , 1/2" I.P.S. threaded
	CS-3	Stem Coupler (one)		FKR-173 IK-173 HDI-173 FL-173 WG-5F-4 WG-5F-5	Wire Guards 4' 1A, IS (use 2 for 8' unit) 4' IK Series (use 2 for 8' unit) 4' HDI Series (use 2 for 8' unit) 4' 1F, 1FD, & 2F Series " 4' 5F Series (Use 2 for 8' unit) 5' 5F Series (Use 2 for 10' unit) (all are baked white enamel)
	CS-12 = 12" CS-18 = 18" CS-24 = 24" CS-30 = 30" CS-36 = 36" CS-48 = 48"	Stems, 3/8" Trade Size (5/8" O.D.) (Will work with 1/2" trade size K.O.'s which are actually 7/8" in diameter) (one) (locknuts are included with canopies above)		FL-125-120 FL-125-277	Cord/Plugs 3 wire 6' cord and plug 120V not wired in fixture, NEMA, 5-15P STT-18/3 277V not wired in fixture, NEMA, 7-15P STT-18/3
	FL-110	Sliding Hanger w/offset Ceiling Strap for 1/2" Conduit Suspension (c/o FL-111, FL-112)		FL-1	Channel End Cap, (pair) For 1F, 1FD, 2F, SI & TS Series
	FL-111	Sliding Hanger for 1/2" Conduit, 3/8" Rod, or 5/16" Screw		FL-3	Channel Coupling, For 1F, 1FD, 2F, SI, HP, HDS & TS Series
	FL-113	Sliding Hanger w/offset Ceiling Strap for 3/8" Rod or Ceiling (c/o FL-111, FL-115)		FL-5	Reflector End Cap, (pair) For 1F & 2F Series
	FL-116	Sliding Chain Suspension (c/o FL-111, FL-117)	Prismatic Plastic Diffusers , 1F, 1FD, & 2F Series 10% Up-light reflectors & 25% Up-light "V" Reflectors		
	FL-117	Hook with two washers and two nuts	FL-161A	32W/40W, Rapid Start, 4' Acrylic K-12 Lens	
	FL-118	Sliding Messenger Cable Suspension (c/o FL-111, FL-119)	FL-162A	Slimline, 800MA, 1500MA, 1F, 2F Series 4', Acrylic K-12 Lens	
	FL-119	Sliding Messenger Cable Suspension	FL-163A	Slimline, 800MA, 1500MA, 1F, 2F Series 8' (2 piece) K-12 Lens (c/o 2-FL-162A)	
	FL-120	Sliding Hanger for Twin Rod Suspension (c/o FL-111, FL-115, FL-121)	Steel Louvers , 30°x30° Shielding for 1F and 1FD Series 10% Up-light reflectors*		
	FL-122	Sliding Hanger for Ceiling Suspension (c/o FL-111, FL-121)	FL-143	32W/40W, Rapid Start,	
	FL-123	5' Chain & "S" Hooks	FL-144	Slimline, 800MA, 1500MA, White, cell size: 2-3/16" sq. 1-1/4" deep	
	TBK	Surface Mounting Brackets for V2, DW Vaporlumes TBK - Stainless Steel (pair)	FL-145	Slimline, 800MA, 1500MA, Louver, 8' (2 pc.) consists (2) FL-144	
	WBK	Surface or Chain Mounting Brackets for V2, DW Vaporlumes WBK - Vwraparound stainless steel brackets (pair)	Baffle , 30° Longitudinal Shielding for 2F Series 25% Up-light V reflectors*		
	3391P	Suspension Hooks , Pair for damp location Vaporlume applications		FL-153	32W/40W, Rapid Start, 4'
				FL-154	Slimline, 800MA, 1500MA, Louver, 4'
				FL-155	Slimline, 800MA, 1500MA, Louver, 8' (2 pc.) consists (2) FL-154

*Suitable as "Guards" for T8 and T12 lamps only.