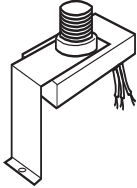


### ORDERING INFORMATION

CATALOG NUMBER

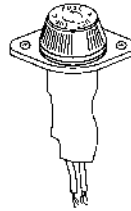
**CSH-PE12** - PHOTO CONTROL  
**CSH-PE27** - PHOTO CONTROL  
**CSH-PE34** - PHOTO CONTROL



For use with **CSH**  
Field installed button type photo control. Use CSH-PE12 for 120 volt. Use CSH-PE27 for 208 through 277 volt. Use CSH-PE34 for 347 volt. Not available in 480 volt. Weight: 4 oz.

CATALOG NUMBER

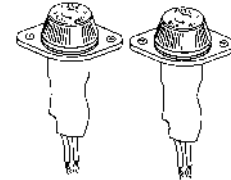
**FSF**- SINGLE FUSE HOLDER



For use with **WLL, WLM & WLI**  
For use with KTK type fuse, on 120, 277 and 347 volts. Fuse holder only. Fuses supplied by others unless specified. Weight: 2 oz.

CATALOG NUMBER

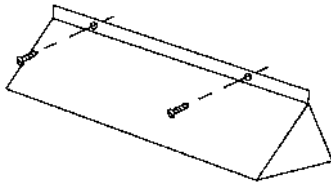
**DFD** - DOUBLE FUSE HOLDER



For use with **WLL, WLM & WLI**  
For use with KTK type fuse, on 208, 240 and 480 volts. Fuse holder only. Fuses supplied by others unless specified. Weight: 4 oz.

CATALOG NUMBER

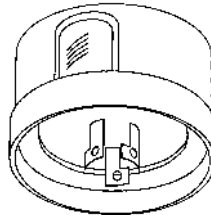
**GSWLL** - GLARE SHIELD FOR WLL  
**GSWLM** - GLARE SHIELD FOR WLM



For use with **WLM & WLL**  
Glare Shield provides 90° cutoff. Dark Bronze finish. Mounting hardware included. GSWLL = Weight: 16 oz. GSWLM = Weight: 11 oz.

CATALOG NUMBER

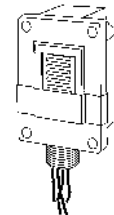
**PC-MT** - PHOTO CONTROL TWIST LOCK  
**PC-48** - PHOTO CONTROL TWIST LOCK



For use with **WLL, WLM & WLI**  
Field installed twist lock photo control for use with PCR twist lock receptacle. Order PC-MT for 120, 208, 240, 277 volt. Order PC-48 for 480 volt. Weight: 4 oz.

CATALOG NUMBER

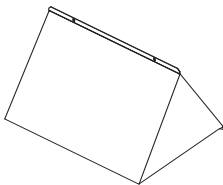
**PEC-MT** - PHOTO CONTROL  
**PEC-48** - PHOTO CONTROL



For use with **WLL, WLM & WLI**  
Field installed photo control, 1/2" pipe nipple. Order PEC-MT for 120, 208, 240, 277 volt. Order PEC-48 for 480 volt. Weight: 7 oz.

CATALOG NUMBER

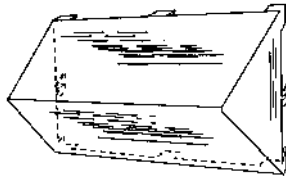
**VCWLL** - CUTOFF VISOR FOR WLL  
**VCWLM** - CUTOFF VISOR FOR WLM  
**VCWLR** - CUTOFF VISOR FOR WLR  
**VCWLP** - CUTOFF VISOR FOR WLP  
**VCWLI** - CUTOFF VISOR FOR WLI  
**VCWLA** - CUTOFF VISOR FOR WLA



For use with **WLL, WLM, WLR, WLP, WLI & WLA**  
Cutoff visor provides full cutoff. Dark Bronze finish. Mounting hardware included.  
VCWLL = Weight: 4 lb.  
VCWLM = Weight: 3 lb.  
VCWLR = Weight: 4 lb.  
VCWLP = Weight: 3 lb.  
VCWLI = Weight: 3 lb.  
VCWLA = Weight: 3 lb.

CATALOG NUMBER

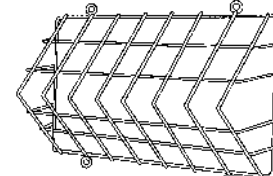
**VSWLL** - VANDAL SHIELD FOR WLL  
**VSWLM** - VANDAL SHIELD FOR WLM  
**VSWLR** - VANDAL SHIELD FOR WLR  
**VSWLP** - VANDAL SHIELD FOR WLP



For use with **WLP, WLR, WLM & WLL**  
Vandal shield for wall lights. Polycarbonate, U.V. stabilized. Mounting hardware included.  
VSWLL = Weight: 1 lb. 4 oz.  
VSWLM = Weight: 1 lb.  
VSWLR = Weight: 1 lb. 4 oz.  
VSWLP = Weight: 1 lb.

CATALOG NUMBER

**WGWLL** - WIRE GUARD FOR WLL  
**WGWLM** - WIRE GUARD FOR WLM  
**WGWLR** - WIRE GUARD FOR WLR  
**WGWLP** - WIRE GUARD FOR WLP

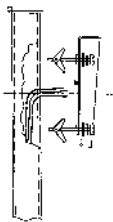


For use with **WLP, WLR, WLM & WLL**  
Wire guard for wall lights. Zinc plated. Mounting hardware included.  
WGWLL = Weight: 14 oz.  
WGWLM = Weight: 11 oz.  
WGWLR = Weight: 14 oz.  
WGWLP = Weight: 11 oz.

## WALL LIGHTING ACCESSORIES

CATALOG NUMBER

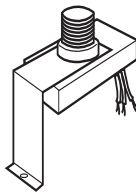
**WLL-PMK** – POLE MOUNTING KIT



For use with **WLM & WLL**  
Pole mounting kit. Zinc plated hardware included  
Weight: 9 oz.

CATALOG NUMBER

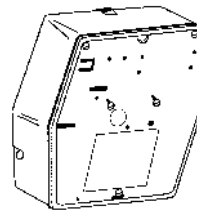
**WLS-PEC12** - PHOTO CONTROL  
**WLS-PEC27** - PHOTO CONTROL



For use with **WLS, WLD, WLM & WLL**  
Field installed photo control. Order WLS-PEC12 for 120.  
Order WLS-PEC27 for 208, 240, 277 volt.  
Weight: 4 oz.

CATALOG NUMBER

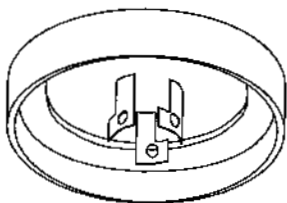
**WLS-SB** - DIE CAST BACK BOX



For use with **WLS & CS FAMILY**  
Field installed surface mounting box. Die cast aluminum.  
Dark Bronze finish. 3/4" threaded conduit entry top,  
3/4" K.O. on each side. Mounting hardware not  
included. Weight: 5 lbs.

CATALOG NUMBER

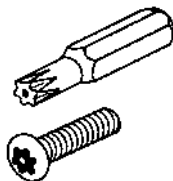
**PCR-SC** - SHORTING CAP



For use with **WLL & WLM**  
Field installed twist lock shorting cap for use with PCR  
twist lock receptacle. Weight: 3 oz..

CATALOG NUMBER

**TP** - TAMPER PROOF SCREWS  
**WLS-TP** - TAMPER PROOF SCREWS FOR WLS  
**WLS-TP** - TAMPER PROOF SCREWS FOR WLD



For use with **WLS, WLD, WLM & WLL**  
Tamper proof screws and driver. Ten screws and one  
1/4" driver per pack. Weight: 2 oz.

Visit our web site at [www.daybritelighting.com](http://www.daybritelighting.com) or [www.nitebrites.com](http://www.nitebrites.com)

776 South Green Street Tupelo, MS 38804 Phone: 662-842-7212 Fax: 662-841-5501

**OA-50030.1**

189 Bullock Drive Markham, Ontario Canada L3P 1W4 Phone: 905-294-9570 Fax: 905-294-8911

Day-Brite Lighting reserves the right to make changes without notice. February 2005. DL.5M0205

A Genlyte Company©

 **Day-Brite® Lighting**