


# NITE BRITES

JOB NAME \_\_\_\_\_

TYPE \_\_\_\_\_

## SQS-SQUARE STRAIGHT STEEL POLES

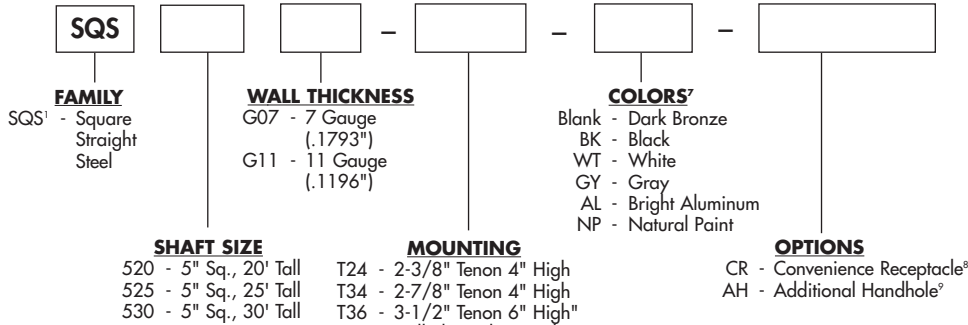
20 foot, 5 inch square  
25 foot, 5 inch square  
30 foot, 5 inch square



Day-Brite® Lighting

### CATALOG LOGIC

SAMPLE CATALOG NUMBER: SQS525G07-T24-AH



**Notes:**

- <sup>1</sup> All base plates are 11" sq. with a 11" bolt circle. Base thickness dependent on height, refer to specific pole for dimension.
- <sup>2</sup> Drilled at 180° apart.
- <sup>3</sup> 2 Hole Pattern for SBX400.
- <sup>4</sup> 4 Hole Pattern for SBX1000
- <sup>5</sup> Drilled at 90° apart.
- <sup>7</sup> Other colors available, consult Day-Brite Lighting or your local Thomas Lighting Representative.
- <sup>8</sup> Convenience receptacle option provides for mounting of receptacle by others; receptacle not included. Specify location and height from base.
- <sup>9</sup> Specify location and height from base.

### ORDERING INFORMATION

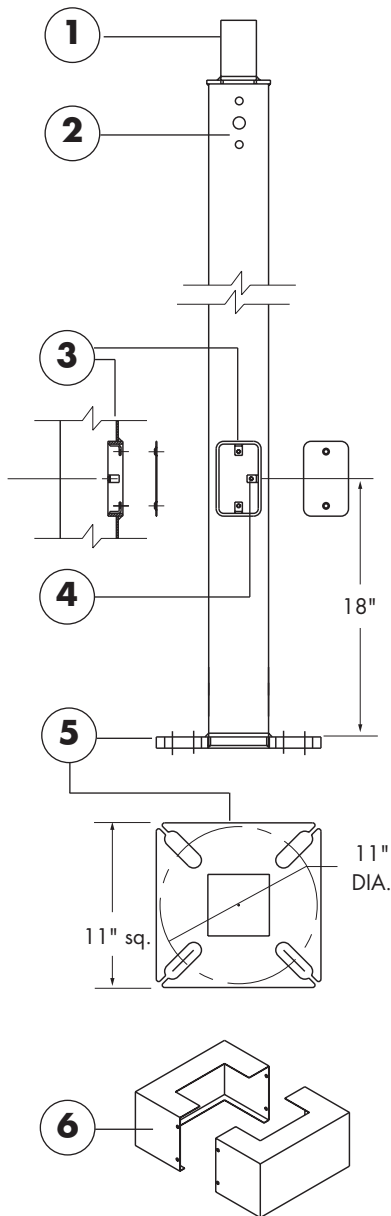
Catalog No. <sup>11</sup>	Height (ft.)	Shaft Size (in.sq.)	Mounting	Wall Thick. (in.)	Base Size (in. sq.)	Base Thick. (in.)	Bolt Circle (in.)	Anchor Bolt (in.)	Bolt Project. (in.)	EPA @ 80 MPH <sup>10</sup> / Max. Wt. Cap.	EPA @ 90 MPH <sup>10</sup> / Max. Wt. Cap.	EPA @ 100 MPH <sup>10</sup> / Max. Wt. Cap.
SQS520G11-DXX	20	5	Drilled	.1196	11	1	11±1	3/4x17x3	4	17.7/443 lbs.	12.7/343 lbs.	9.4/235 lbs.
SQS520G11-TXX	20	5	Tenon	.1196	11	1	11±1	3/4x17x3	4	14.0/373 lbs.	10.9/273 lbs.	8.0/200 lbs.
SQS520G07-DXX	20	5	Drilled	.1793	11	1	11±1	3/4x17x3	4	28.1/703 lbs.	21.4/535 lbs.	16.2/405 lbs.
SQS520G07-TXX	20	5	Tenon	.1793	11	1	11±1	3/4x17x3	4	23.0/575 lbs.	17.4/435 lbs.	13.2/330 lbs.
SQS525G11-DXX	25	5	Drilled	.1196	11	1	11±1	3/4x17x3	4	9.8/245 lbs.	6.3/157 lbs.	3.7/150 lbs.
SQS525G11-TXX	25	5	Tenon	.1196	11	1	11±1	3/4x17x3	4	8.8/220 lbs.	5.6/140 lbs.	3.4/85 lbs.
SQS525G07-DXX	25	5	Drilled	.1793	11	1	11±1	3/4x17x3	4	18.5/463 lbs.	13.3/333 lbs.	9.5/238 lbs.
SQS525G07-TXX	25	5	Tenon	.1793	11	1	11±1	3/4x17x3	4	15.6/390 lbs.	11.3/283 lbs.	8.1/203 lbs.
SQS530G11-DXX	30	5	Drilled	.1196	11	1	11±1	3/4x17x3	4	4.7/150 lbs.	2.0/50 lbs.	—
SQS530G11-TXX	30	5	Tenon	.1196	11	1	11±1	3/4x17x3	4	4.4/110 lbs.	1.6/40 lbs.	—
SQS530G07-DXX	30	5	Drilled	.1793	11	1	11±1	3/4x17x3	4	10.7/267 lbs.	6.7/167 lbs.	3.9/100 lbs.
SQS530G07-TXX	30	5	Tenon	.1793	11	1	11±1	3/4x17x3	4	9.9/248 lbs.	6.4/160 lbs.	3.6/90 lbs.

**Notes:**

- <sup>10</sup> Wind load capacity includes 1.3 gust factor.
- <sup>11</sup> Catalog number includes four anchor bolts, nuts and washers; anchor bolt template; handhole and base plate covers; top cap for drilled poles.
- \* Consult Day-Brite Lighting

SQS-5" SQUARE STRAIGHT STEEL POLES

## PRODUCT FEATURES

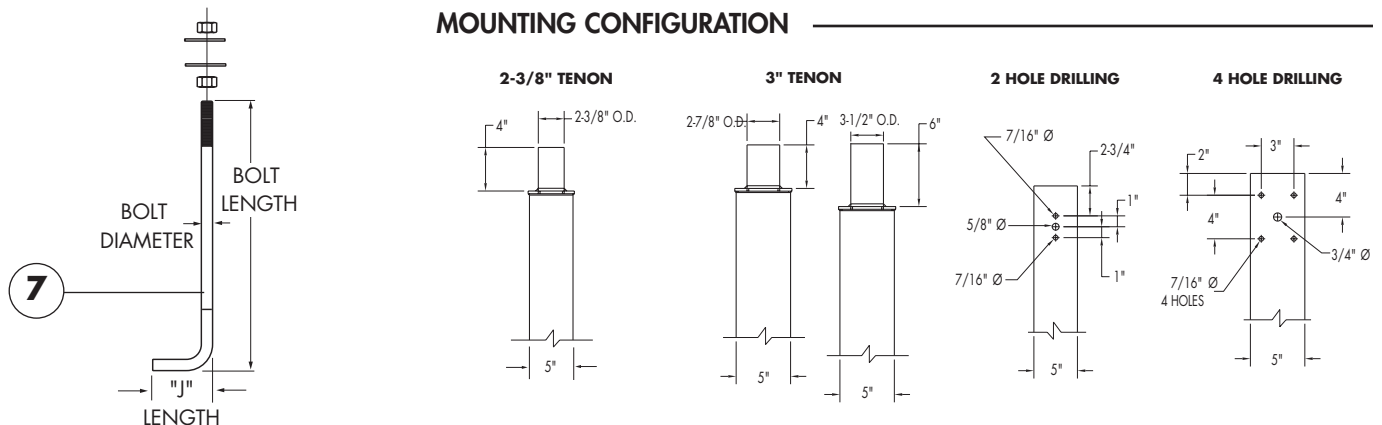


- 1. Mounting** –The poles shall have the option of drilling on one to four sides for arm mounted luminaires or it shall have a 2-3/8", 2-7/8", or 3-1/2" tenon.
  - 2. Shaft** –The shaft shall be a weldable grade (ASTM A-500 Grade C) hot rolled commercial quality carbon steel tubing with a minimum yield of 55,000 psi. Uniform wall thickness of 0.1196" or 0.1793". Shafts shall be one piece with a longitudinal electric weld and uniformly square in cross-section with flat sides, small corner radii and excellent torsional qualities. Available shaft widths shall be 5 inches.
  - 3. Handhole** –A rectangular reinforced handhole shall have nominal dimensions of 2-1/2"x 5" for all shafts.
  - 4. Grounding** –A ground lug shall be located immediately inside the handhole tapped for 0.5"-13 UNC ground bolt (Grounding bolt and grounding wire to be provided by others).
  - 5. Anchor Base** –Anchor base shall be fabricated from hot-rolled carbon steel plate conforming to ASTM A36. The anchor base shall be provided with slotted holes.
  - 6. Base Cover** –Base cover shall be of two piece ABS plastic construction, finished to the same color as pole, and furnished with appropriate hardware.
  - 7. Anchor Bolts** –Anchor bolts shall be made of 3/4" or 1" diameter steel rod conforming to AASHTO M314 Grade-55 or ASTM F1554 Grade-55. The top 12" shall be galvanized per ASTM A-153.
  - 8. Welding** –Each weld is prepared in accordance with the requirements of AWS D1.1 structural welding code and welded by certified welding personnel.
- Finish** –The pole shall be shot blasted to remove all rust, dirt and oils. The pole shall be finished with a minimum 3 mil thickness TGIC polyester powder coat paint formulated to match the luminaire finish.

**Inspection and Packaging** –All poles shall be thoroughly inspected and packaged to arrive at their destination safe and without damage.

**WARNING:** The information contained within this document is intended as a general guideline only. The customer is solely responsible for proper selection of the pole, luminaire, accessories, and foundation under the given site conditions and intended usage. The mounting of any items to the pole, in addition to the luminaire, will dramatically impact the EPA load on that pole. It is strongly recommended that a qualified professional be consulted to analyze the loads given the user's specific needs to ensure proper selection of the pole, luminaire, accessories, and foundation. Day-Brite Lighting and Genlyte Thomas Group, LLC assume no responsibility for such proper analysis or product selections. Failure to ensure proper site analysis, pole selection, loads and installation can result in pole failure, leading to serious injury or property damage.

## MOUNTING CONFIGURATION



Visit our web site at [www.daybritelighting.com](http://www.daybritelighting.com) or [www.nitebrites.com](http://www.nitebrites.com)

776 South Green Street Tupelo, MS 38804 Phone: 662-842-7212 Fax: 662-841-5501

189 Bullock Drive Markham, Ontario Canada L3P 1W4 Phone: 905-294-9570 Fax: 905-294-8911  
Day-Brite Lighting reserves the right to make changes without notice. August 2005. DL.5M0805

PA-46021.2

 **Day-Brite® Lighting**  
a Genlyte company