

OM4IH32PLTSQLWW

4" Square CFL Horizontal Lensed Wall Wash

CAT. NO: _____

TYPE: _____ PROJECT: _____



PRODUCT INFORMATION

Applications

Small aperture square wall washer for use with long-life energy efficient compact fluorescent lamps. Provides medium, uniform light distribution with excellent color rendition. Ideal for areas requiring long hours of continuous operation such as lobbies, corridors, reception areas and offices.

Specifications

- Ballast** - One (1) Type I Class P, high power factor universal voltage electronic compact fluorescent ballast. 1 lamp operation for 120 through 277 volt input voltage.

	26W 120V	26W 277V	32W 120V	32W 277V
Line current amps	.25	.11	.32	.14
Input watts including ballast loss	28	28	36	36
Ballast factor	.98+	.98+	1.00	1.00
Minimum starting temperature	0°F	0°F	0°F	0°F

- Housing** - Precision formed heavy duty 20 gauge steel with polyester powder coat matte black to suppress light leaks. Housing top may be removed for servicing unit from above. Upper optic is attached to housing lid for easy access to lamp. Housing throat is 1-1/2" in depth to accommodate extra thick ceilings. Junction box and all electrical components may be accessed below or above ceiling.

- Installation** - Housing has pre-installed Revelation C-channels for vertical and/or horizontal adjustment. Channels are pre-set at factory to center in grid ceiling without adjustments. Preset channels ensure proper alignment when row mounting multiple downlights. For wood construction specify Q1031 (ordered separately). Flat bar hanger should install perpendicular to pre-installed bar hangers.

- Optics** - Two-piece optical assembly provides even distribution, glare control, and superior visual comfort. Upper optic is die-formed, specular .032" low iridescent aluminum, specific to each lamp type for maximum efficiency. The lower trim is die-formed of .040 low iridescent aluminum and is self-flanged with a variety of finishes available. Black coating on back of trim provides superior protection against flash and/or light leaks around the flange. White flange is standard. Optional polished flange matching trim finish is available, add FF to catalog number.

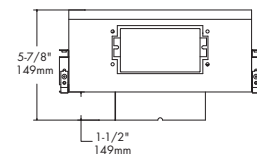
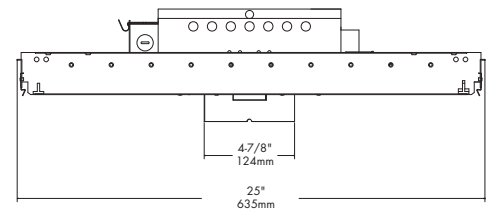
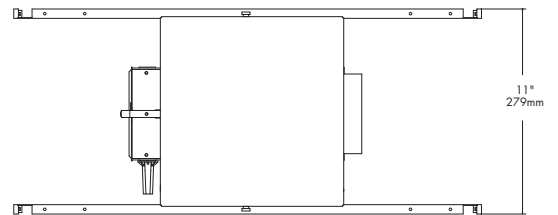
- Sockets** - CFM118W/GX24q, CFM32W/GX24q, CFM26W/GX24q, CFQ18W/G24q.

- Junction box** - Large 20 gauge galvanized steel with snap-on cover and ground wire riveted to frame. Approved for through wiring with up to 8 #12 AWG conductors.

- Optional emergency system** - (top access required) Emergency system includes battery, electronic circuitry, charger, and test/monitor plate with test switch and charging indicator light. Test monitor plate may be installed in the ceiling near the fixture or other remote location. Operates appropriate lamp wattage for a minimum of 90 minutes following power failure. Battery is recharged automatically following restoration of power. Emergency system complies with NFPA life safety code, OSHA and NEC. Suitable for dry locations. Requires top access for maintenance.

- U.L. Listed** - For use in damp locations and approved for Through Branch Circuit Wiring. I.B.E.W. union made.

Canadian Specifications may vary from these shown, consult Canadian Division.



4

CATALOG SYSTEM AND OPTIONS

EXAMPLE OF COMPLETE CATALOG NUMBER: OM4IH32PLTSQLWW-CS-120/277

OMEGA Apr.	Lamp Position	Lamp (by others)	Square Type	Reflector Finish	Options	Supply Voltage
OM4	IH	32 PLT Triple Tube 26 PLT Triple Tube 18 PLT Triple Tube 18 QPL Quad Tube	SQLWW Square Lensed Wall Wash	CS Clear Specular CSS Clear Semi-Specular GS Gold Specular WT Wheat PW Pewter BK Black BZ Bronze WH White CB Corrugated Baffle FF Finish Flange (as suffix to color)	EM Remote Emergency ¹ FZ120 Fusing FZ277 Fusing FZ347 Fusing Q1031 Flat Bar Hangers DL1 Dimming, Lutron Compact SE, 120v ¹ DL2 Dimming, Lutron Compact SE, 277v ¹ DX1 Dimming, Advance Mark X, 120v ¹ DX2 Dimming, Advance Mark X, 277v ¹	120/277 347 *



**FIVE YEAR
Warranty**

¹. Require top access for servicing.

OM4IH32PLTSQLWW-CS

Photometric Data

Wall Washer with Clear Reflector

Source: Compact Fluorescent

Lamp: (1) CFM32W

Reflectances: 80% ceiling, 50% walls, 20% floor

Maintanance Factor: 1.0

IES File: 27862.IES

Distance from ceiling (ft)	2'-6" from wall, 2'-6" on center		2'-6" from wall, 4' on center		3' from wall, 3' on center		3' from wall, 4' on center	
	Below Fixtures	Between Fixtures	Below Fixtures	Between Fixtures	Below Fixtures	Between Fixtures	Below Fixtures	Between Fixtures
1	3.2	2.8	3.1	2.6	2.3	2.2	2.2	2.1
2	21.3	20.1	19.2	15.6	11.4	10.5	10.1	7.3
3	31.7	32.3	27.2	26.6	20.9	21.3	17.6	14.7
4	29.2	30.2	24.7	25.3	22.5	23.1	17.8	17.2
5	23.5	24.0	20.1	20.4	20.1	20.7	15.7	15.9
6	18.5	18.7	16.0	16.3	16.8	17.2	13.3	13.5
7	14.9	14.8	13.0	13.1	14.0	14.2	11.2	11.4
8	12.3	12.2	10.9	10.9	11.9	11.9	9.6	9.8
9	10.5	10.4	9.5	9.4	10.4	10.3	8.5	8.6

4

*Readings at working plane, 2'6" above floor: Beam Angle and Diameter Cutoff at 50% of max.
Candlepower Coefficients used at effective reflectances of: 70% Ceiling, 50% Walls, 20% Floor

To convert values for optional reflector colors, multiply by:
Gold .90 Bronze .82 Pewter .87

Additional photometric test files are available @ omegalighting.com



OMEGA LIGHTING:
776 South Green St., Tupelo, MS 38804
Phone 662.842.7212 FAX 662.841.5501

CANADIAN DIVISION:
189 Bullock Drive, Markham, Ontario, Canada L3P 1W4
Phone 905.294.9570 FAX 800.268.0003