

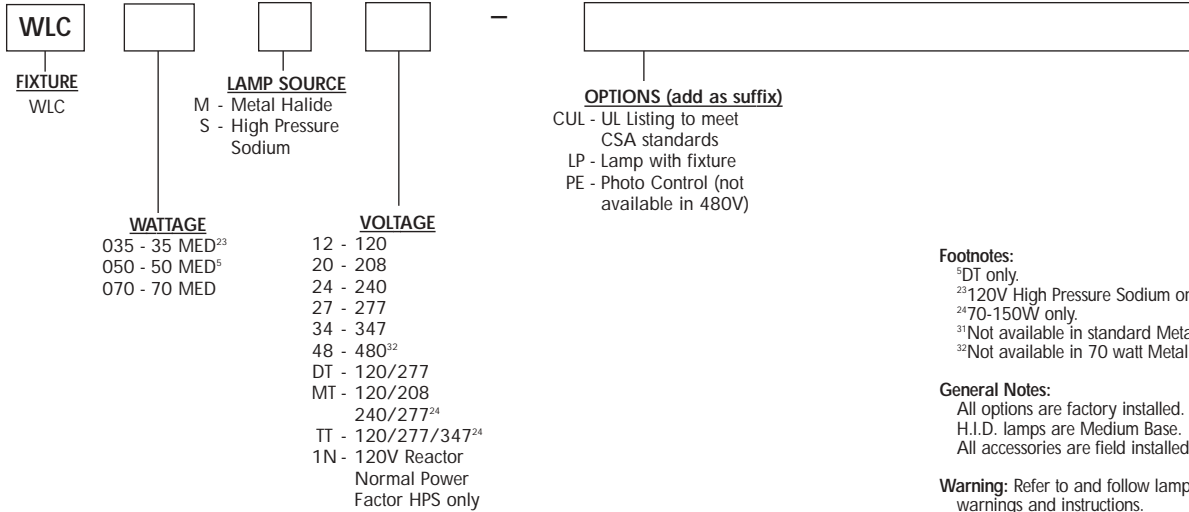
JOB NAME \_\_\_\_\_

TYPE \_\_\_\_\_

The Cutoff wall light features a lens trim that eliminates uplight, making it ideal for installations where keeping the sky dark, light pollution and light trespass are a primary concern.

### ORDERING MATRIX

SAMPLE CATALOG NUMBER: WLC070MDT-LP



**Footnotes:**  
<sup>5</sup>DT only.  
<sup>23</sup>120V High Pressure Sodium only.  
<sup>24</sup>70-150W only.  
<sup>31</sup>Not available in standard Metal Halide.  
<sup>32</sup>Not available in 70 watt Metal Halide.

**General Notes:**  
All options are factory installed.  
H.I.D. lamps are Medium Base.  
All accessories are field installed.

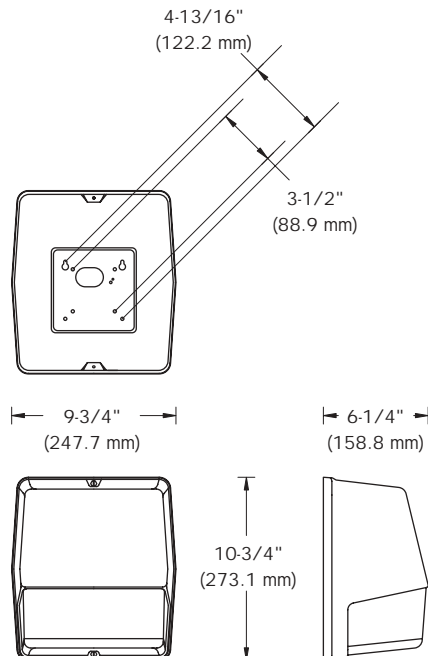
**Warning:** Refer to and follow lamp manufacturer's warnings and instructions.

### ACCESSORIES (order separately)

- WLS-SB - Die cast aluminum surface mounting box
- WLS-PEC12 - Photo control 120 volt
- WLS-PEC27 - Photo Control 208-277 volt
- WLS-TP - Tamper proof screws

(For additional descriptions of Wall Light accessories refer to sheet number OA-50030.)

### DIMENSIONS



### ENERGY DATA

#### HIGH PRESSURE SODIUM

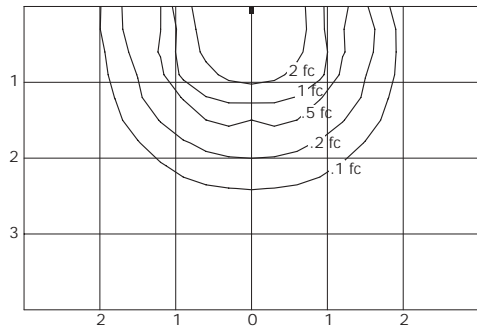
REACTOR BALLAST INPUT WATTS	35 watt-46 watts
HX-HPF BALLAST INPUT WATTS	50 watt-66 watts
	70 watt-91 watts

#### METAL HALIDE

HX-HPF BALLAST INPUT WATTS	50 watt-72 watts
	70 watt-90 watts

WEIGHT = 12 lbs. (max.)

## PHOTOMETRICS



UNITS SHOWN IN TERMS OF MOUNTING HEIGHT  
INITIAL FOOTCANDLES SHOWN

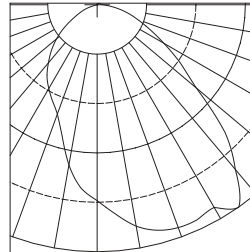
### ADDITIONAL TEST NUMBERS

DESCRIPTION/CATALOG NUMBER	TEST NUMBER
WLC070M	23260-1P

CATALOG NUMBER: WLC050M  
TEST NUMBER: 23260  
LAMP: METAL HALIDE  
WATTAGE: 50  
LUMENS: 3,100  
TILT ANGLE: 0°  
MOUNTING HEIGHT: 10 FEET

LIGHT LEVEL MULTIPLYING FACTORS	
MOUNTING HEIGHT	MULTIPLIER
20'	0.25
15'	0.44
12'	0.69
10'	1.00
8'	1.56

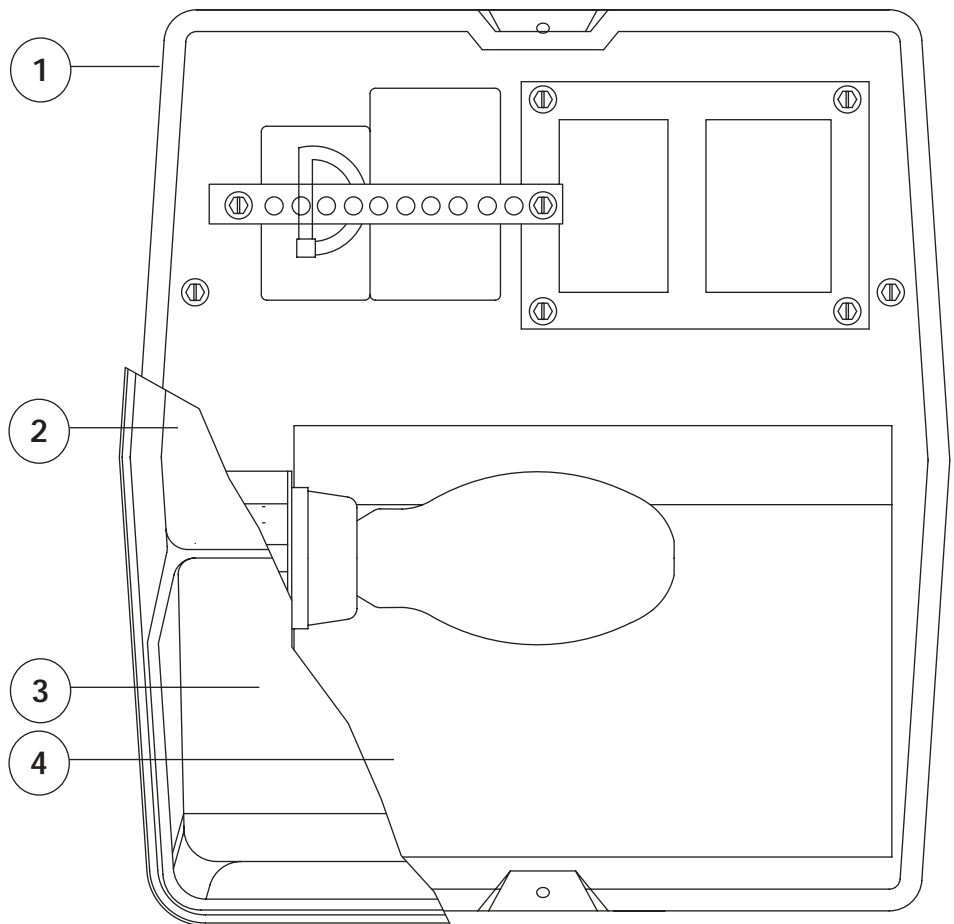
POLAR GRAPH



## PRODUCT FEATURES

UL 1598 Listed wet location and 25°C ambient for all lamp wattages listed.  
Optional NSF Certification for Non Food Zone areas.

1. Mounts directly to 3-1/2" octagon or 4" square outlet box or can be surface mounted with WLS-SB (ordered separately).
2. Decorative one piece injection molded front housing is a UV stabilized polycarbonate for vandal resistance and long life.
3. Lens is painted dark bronze and exposes only the bottom portion of the clear lens, helping to eliminate uplight that leads to unwanted light pollution and light trespass.
4. Formed, diffuse-white reflector provides smooth light distribution.



Visit our web site at [www.daybritelighting.com](http://www.daybritelighting.com)

776 South Green Street Tupelo, MS 38804 Phone: 662-842-7212 Fax: 662-841-5501

**WL-43120**

189 Bullock Drive Markham, Ontario Canada L3P 1W4 Phone: 905-294-9570 Fax: 905-294-8911  
Day-Brite Lighting reserves the right to make changes without notice. ©February 2003. DL2.5M0203  
Day-Brite Lighting is a Genlyte Thomas Group.

 **Day-Brite Lighting**